



StarMaterials.com

Name: \_\_\_\_\_

1\_\_ Earth Science 2\_\_ Late\_\_ Date: \_\_ / \_\_ / \_\_ Period \_\_ Room \_\_

## Read About RAE016

### Directions:

- 1- Fill in words based on context clues.
- 2- Each word will be used once.



### Word Bank

atmosphere because describe  
enough high might not  
size them your

## The Atmosphere

Have you ever seen a picture of astronauts on the surface of the moon?

Astronauts need special suits and equipment to allow \_\_\_\_\_  
to breathe and to protect them from temperature changes. We do  
\_\_\_\_\_ need this on Earth, because we have an atmosphere.  
You could \_\_\_\_\_ our atmosphere as an ocean of air  
surrounding our planet. Compared to the \_\_\_\_\_ of Earth, it  
is a very thin layer. Our \_\_\_\_\_ gives us air to breathe and  
keeps our planet warm \_\_\_\_\_ to support life.

If you fly in an airplane, you might feel \_\_\_\_\_ ears pop. This  
is because the air pressure is much lower at \_\_\_\_\_ altitudes.  
If you have ever seen a snow-capped mountain, you \_\_\_\_\_  
guess that the air is also colder at high altitudes. This is  
\_\_\_\_\_ there is less air at high altitudes.

If we did not have an atmosphere, our planet would be terribly cold at  
night and incredibly hot during the day.

I-Cloze is a class of Interactive lessons that can be used on paper or on electronic devices. They are easily differentiated for elementary and middle school, the concepts are similar for each grade level with the elementary version being slightly shorter and with fewer answer blanks. Digital versions can be used on any device that can display an Adobe .pdf file—computer, laptop, tablet, iPad, iPod, or Chromebook.

Word selections appear as a drop down menu with instant feedback if it is the correct selection. You can use a projector for whole class presentation. The wording is adjusted for the middle school version. The elementary and middle school versions are uniquely formatted (picture placements and background color for quick identification and elementary leveled lessons end in the number 3 and middle school leveled lessons end with a 6).

The self-correcting and the non-self-correcting versions are identical - the only exception being that the score is left out. You can use the non-self-correcting version on a device without the students knowing if they have the correct answer. Handy for reviewing in a whole class environment. You can also use this version as an assessment.

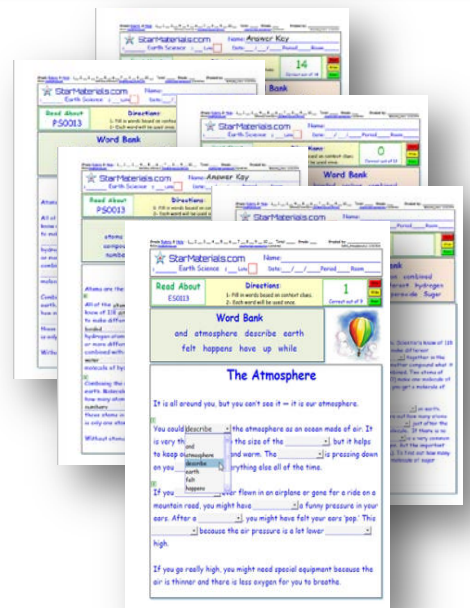
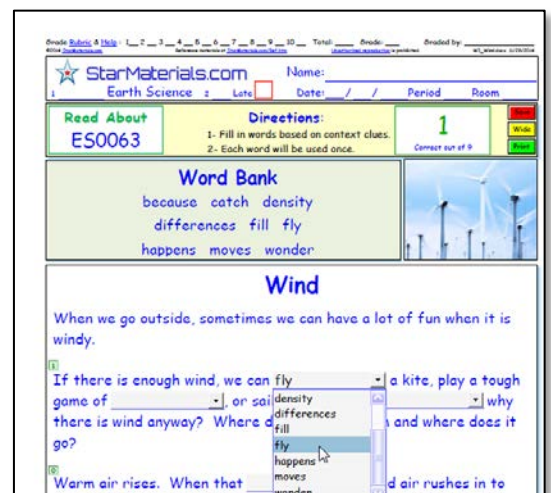
There are (6) printable or DIGITAL files for each lesson:

- > A print/non-self-correcting elementary version (NC.pdf).
- > A self-correcting Digital Version leveled for elementary (SC.pdf).
- > Answer Key for the elementary version (Ans.pdf).
- > A print/non-self-correcting middle school version (NC.pdf).
- > A self-correcting Digital Version leveled for middle school (SC.pdf).
- > Answer Key for the middle school version (Ans.pdf).

If used on a device, students can enter their name and date and either save the document and information in it or print out their completed work. They select a word from the drop down menu and are given instant feedback as the document reports the number of correct answers automatically. There is also a non-self-correcting version with this feature removed for further differentiation in your classroom or for you to print. You can also fill in some blanks to make different versions.

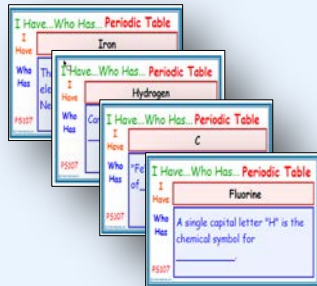


Use Acrobat's **highlighter function** to mark key words in the reading and help guide the students to word selections. The Digital versions are Adobe Acrobat .pdf files and will work on a computer, laptop, Chromebook, iPad, iPod, computer and projector or SMART® type board! Convenient "Save", "Wide" and "Print" buttons help students save documents with the data, display documents in a wide screen mode and print out completed work.



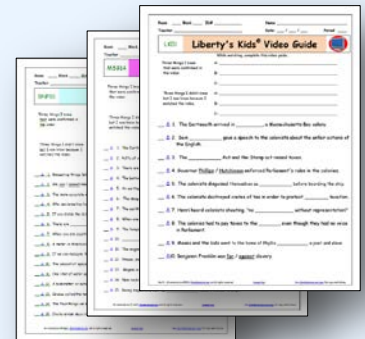

# Click on other Helpful Products from StarMaterials

## Free I Have, Who Has...



30 Questions and answers on 30 different cards.  
Many different content areas taught.

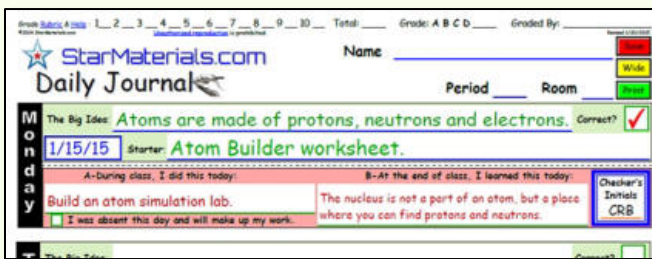
## Free Video Reviews



"Bill Nye - The Science Guy", "Magic School Bus",  
"The Eyes of Nye", "Liberty's Kids" and more.


# Interactive Products from StarMaterials

## Free I-Journals\*



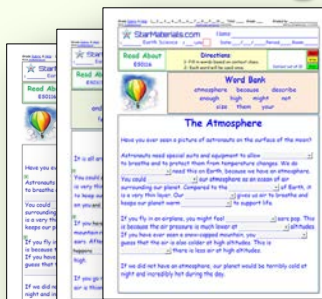

Writing in the Content Area (.pdf)  
Interactive journal worksheets.

## Free I-Guides\*



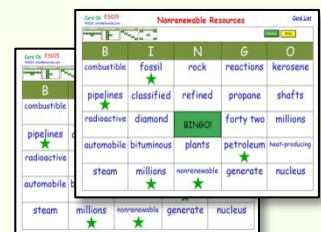
Dictionary Drills (.pdf)  
Use Guide Words to place work in question.

## Free I-Cloze\* Readings



Reading in the Content Area (.pdf)  
Interactive worksheets that are self-correcting.

## Free I-BINGO\* Review




Great concept introduction or review (.pdf)  
30 Interactive BINGO Cards.

\*Interactive lessons for printout on Paper or use with iPad®, iPod®, Kindle®, Chromebook®, Laptop, SMART® board or other devices.

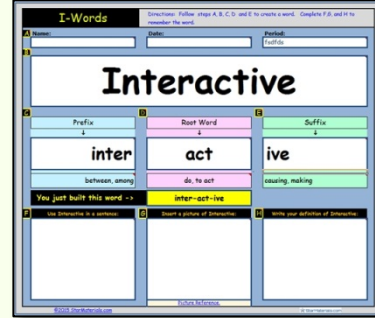


## I-Wilson® Reading Tiles\*



Move letter tiles on screen. (.doc)  
for teaching Wilson® steps 1 through 6.

## I-Words\*



Construct words and make posters (xlsx)  
Use drop down lists for prefix, roots and suffix.

## More to Come from StarMaterials!

Keep up to date with the latest tips and tricks using StarMaterials documents.


Click on the image and sign up.




or click on the link below:

<https://groups.yahoo.com/neo/groups/StarMaterials>

It's quick and easy and you can decide if you'd like a daily email or summary.

Click to follow us on -> 

Click to follow us on -> 

No, we will not sell your information and we are too busy creating new materials to send too many emails anyway.

Thanks!

StarMaterials.com

\*Interactive lessons for printout on Paper or use with iPad®, iPod®, Kindle®, Chromebook®, Laptop, SMART® board or other devices.